



Functional Safety Manager Strategy Level

Job Role Skill Set



Co-funded by the
Erasmus+ Programme
of the European Union



DOCUMENT TITLE

Report Title:	Functional Safety Manager Strategy Level Job Role Skill Set			
Author(s):	Dr. Richard Messnarz			
Responsible Project Partner:	ISCN	Contributing Project Partners:	ISCN, TU-Graz	
Document data:	Status:	(draft/ <u>final</u>)	Dissemination level: Public	
Project title:	Development and Research on Innovative Vocational Educational Skills		GA No.: 2017-3295/001-001.	
WP title:	WP3 – Skills Framework		Project No.: 591988-EPP-1-2017-1-CZ-EPPKA2-SSA-B	
			Deliverable No:	D3.1
			Submission date:	30/04/2020
Keywords:	automotive sector, skill card, skill set, job roles, ECTS, ECVET			
Reviewed by:	Damjan Ekert (Formal Review)		Review date: 30/04/2020	
			Review date:	
Approved by:	Anke Blume Richard Messnarz		Approval date: 30/04/2020	

More information about DRIVES project and contact:

www.project-drives.eu

TABLE OF CONTENTS

Document title	1
Table of Contents	2
1.1 Objective.....	4
1.2 Purpose of the Deliverable	4
1.3 Scope of the Deliverable	4
2 ECQA Skills Definition Model	5
3 Skills Definition for the Job Role “Functional Safety Manager Strategy Level”	7
3.1 The Skills Hierarchy	7
3.2 The Skills Descriptions – Complete Skills Set Functional safety Job Roles	7
3.3 Unit SAFEUR.U1 Functional Safety Strategy.....	8
3.1.1 Unit SAFEUR.U1 - Element 1: Motivation and Introduction to Functional Safety	9
3.1.2 Unit SAFEUR.U1 - Element 2: Hazard and Risk Analysis and Safety Goals	9
3.1.3 Unit SAFEUR.U1 - Element 3: Impact of Functional Safety on Product Design and Cost.....	10
4 Configuration for Functional Safety Related Job Roles.....	12
Annexes	12
Annex A ECQA Description	13
ECQA – European Certification and Qualification Association.....	13
ECQA Skills Definition Model.....	14
ECQA Skill Set Strategy	14
ECQA Skills Assessment Model.....	14
ECQA Certificate Types.....	16
Annex B ECQA Coverage of Qualification Schemas.....	18
Mapping based on NVQ Qualification Levels	18
Mapping based on European Qualification Framework (EQF) Learning Levels	19
Mapping based on ECTS and ECVET Schema	20
ECTS Mapping.....	20



ECVET Mapping	21
Annex C ECQA Legal Background For Certification	22
ISO/IEC 17024 standard for personnel certification programmes.....	22
ECQA and ISO/IEC 17024 standard.....	22
LIASION with National Universities	22
Annex D References.....	23



1.1 OBJECTIVE

The objective of this deliverable is to provide an introduction to described Job Role within the applied skills definition model.

1.2 PURPOSE OF THE DELIVERABLE

The purpose of this deliverable is to define skills definitions of the Functional Safety Manager Strategy Level job role within the ECQA skills definition model.

1.3 SCOPE OF THE DELIVERABLE

The deliverable contains

- Description of the content of the Job Role
- Description of used Skill Sets and skills definitions, coverage of Qualification Schemas

The deliverable does not cover:

- Course development, as this will be done after the skill definitions clearly outlined the set of required courses.

2 ECQA SKILLS DEFINITION MODEL

A skills definition contains the following items (see Fig. 1):

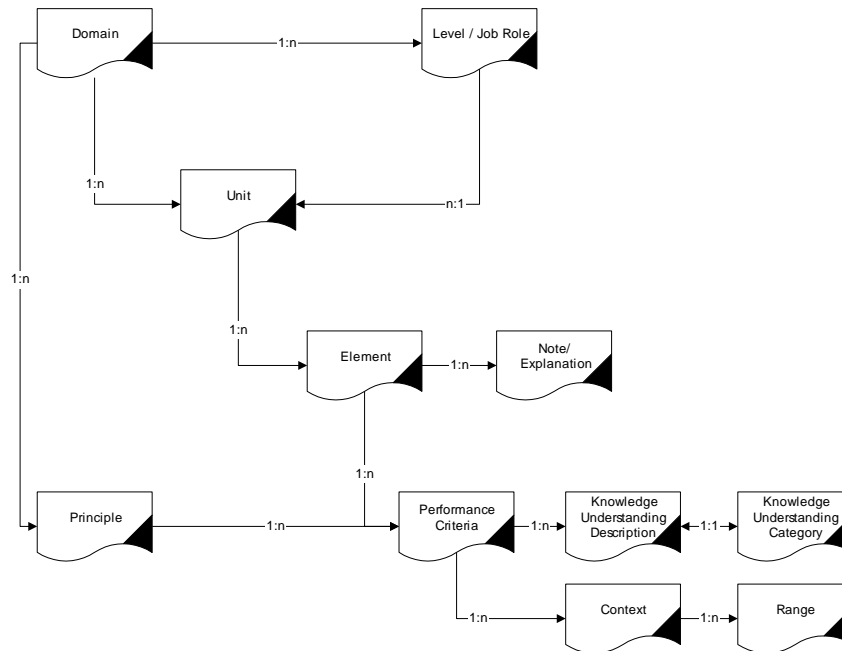


Figure 1 The Skill Definition Model (1:n = one to many relationship)

Context: A category of ranges; it represents some terminology used in a performance criterion that consists of different context, conditions or circumstances. A participant must be able to prove competence in all the different circumstances covered by the context.

Domain: An occupational category, e.g. childcare, first level management or software engineering.

Element: Description of one distinct aspect of the work performed by a worker, either a specific task that the worker has to do or a specific way of working. Each element consists of a number of performance criteria.

Evidence: Proof of competence.

Knowledge and understanding category: A category of knowledge and understanding descriptions.

Knowledge and understanding description: A description of certain knowledge and understanding. To be judged competent in a unit a participant must prove to have and to be able to apply all the knowledge and understanding attached to it.

NVQ (UK based): The National Vocational Qualification standard of England, Wales and N. Ireland.



Performance criterion: Description of the minimum level of performance a participant must demonstrate in order to be assessed as competent. A performance criterion may have relevant contexts.

Principle: A statement of good intentions; it underpins all competent domain practice.

Range: Description of a specific circumstance and condition of a performance criterion statement.

Qualification: The requirements for an individual to enter, or progress within a certain occupation.

Job Role: A certain profession that covers part of the domain knowledge. E.g. domain = Functional Safety, job role = Functional Safety Manager.

Unit: A list of certain activities that have to be carried out in the workplace. It is the top-level skill in the UK qualification standard hierarchy and each unit consists of a number of elements.

The rationales for developing the ECQA skills definition model is based on the skills definition proposed by the DTI (Department of Trade and Industry) in the UK for the NVQ (National Vocational Qualification) standards. These models have been re-used and slightly modified by other countries when they started employing skill cards [1], [2].

ECQA standards are used to describe the skills sets delivered within the DRIVES project (www.project-drives.eu). Further description and rationales are attached in annexes of this document. The ECQA structure was mapped in DRIVES project to DRIVES Reference and Recognition Framework with the links to ESCO[7], EQF[8], ECTS[9] and ECVET[10]. See more in deliverable DRIVES-D4.1.1 Reference and Recognition Framework – Analysis.pdf (www.project-drives.eu).

3 SKILLS DEFINITION FOR THE JOB ROLE “FUNCTIONAL SAFETY MANAGER STRATEGY LEVEL”

3.1 THE SKILLS HIERARCHY

Using the terminology outlined in the skills definition model and including the skills identified in the “Functional Safety Manager (SafeUr)” project and in the working party SOQRATES (www.sogrates.de), the following skills hierarchy for the job roles related with “Functional Safety Manager and Engineer (SafeUr)” have been designed in the DRIVES project.

Elements of the training and skill set of the job role	Functional Safety Manager Strategy Level	Functional Safety Project Manager	Functional Safety Engineer
Unit 1 - Functional Safety Strategy			
U1.E1 Motivation and Introduction to Functional Safety	awareness		
U1.E2 Hazard and Risk Analysis and Safety Goals	awareness		
U1.E3 Impact of Functional Safety on Product Design and Cost	awareness		
Unit 2 - Management of Functional Safety			
U2.E1 Safety management on organisational level		expert	
U2.E2 Safety Case Definition		expert	
U2.E3 Overview of Required Engineering and V&V Methods		practitioner	expert
U2.E4 Safety management on project level		expert	
Unit 3 - Engineering aspects of Functional Safety			
U3.E1 Implementing System Hazard Analysis and Safety Concept		practitioner	expert
U3.E2 Integrating Safety in System Design & Test		awareness	expert
U3.E3 Integrating Safety in Hardware Design & Test		awareness	expert
U3.E4 Integrating Safety in Software Design & Test		awareness	expert
Unit 4 - Safety on Product Level			
U4.E1 Reliability in design on product and system level		practitioner	expert
U4.E2 Safety in the Production, Operation and Maintenance		expert	practitioner
Unit 5 - Legal Aspects and Qualification			
U5.E1 Legal aspects and Liabilities		expert	awareness
U5.E2 Regulatory & Qualification Requirements		expert	awareness

Figure 2 The Skills Set for ECQA Certified Functional Safety Roles

3.2 THE SKILLS DESCRIPTIONS – COMPLETE SKILLS SET FUNCTIONAL SAFETY JOB ROLES

Domain Acronym: Engineering

Domain title: Functional Safety

Domain Description:

Functional safety of modern products and industry systems containing embedded systems has become a first priority in several industrial sectors. The IEC61508 group of standards require companies to have in place "Functional Safety Management". Domain specialized standards like ISO 26262 for the passenger cars complement IEC 61508. The objective of SafeUr is to create a European-wide accredited training and certification program for Functional Safety Managers, based on a skill card which is compliant to the European Qualification Framework. SafeUr delivers modern e-learning based training



that is based on practical case studies and best industry practices. This training will be complemented by a world-wide unique web-based integration platform for industry and academia in the domain of Embedded Systems. Certified SafeUr trainers are available all across Europe, assuring a major impact and sustainability of this ECQA job role.

SafeUr developed a Europe-wide agreed syllabus and skills set for a Certified Functional Safety Manager with a clear focus on practice. The need for qualified safety personnel is obvious, also the need for a commonly agreed skills set for a Functional Safety Manager. As SafeUr is designed as a modular course, a trainee can attend course Units and Elements separately and independently, although it is recommended to attend the entire SafeUr course.

In the DRIVES project (2018 – 2021) the former ECQA Functional Safety Manager job role has been updated and split into three job roles based on a jointly used skills hierarchy. Please compare with figure 8 above.

1. Functional Safety Manager Strategy Level
2. Functional Safety Project Manager
3. Functional Safety Engineer

Please note that this rework of the SafeUr skills card and the development of the MOOC training for the Functional Safety Manager Strategy Level has been performed within the DRIVES project.

Job Role Acronym: SAFEUR

Job Role Title: Functional Safety Manager Strategy Level

Description:

The Skill card comprises the following thematic learning units, and learning elements

1. Unit 1 - Functional Safety Strategy
 - a. U1.E1 Motivation and Introduction to Functional Safety
 - b. U1.E2 Hazard and Risk Analysis and Safety Goals
 - c. U1.E3 Impact of Functional Safety on Product Design and Cost

3.3 UNIT SAFEUR.U1 FUNCTIONAL SAFETY STRATEGY

Acronym: SAFEUR.U1

Title: Functional Safety Strategy

Description:

The first training unit introduces the subject of Functional Safety, with a particular focus on issues related to why functional safety is required, addressing

- Legal motivation driven by law and regulations
- Impact of Functional Safety on business success
- The big challenge to produce complex mechatronic products which are functional safe
- And the norms which need to be considered.

Also the unit discusses

- how the risk can be evaluated and safety goals derived at vehicle level.

And the unit finally presents

- the impact on product design, the impact on cost, and
- what the role of a safety manager is.

3.1.1 Unit SAFEUR.U1 - Element 1: Motivation and Introduction to Functional Safety

Acronym: SAFEUR.U1.E1

Element Title: Motivation and Introduction to Functional Safety

Element Note:

This element provides an introduction to the legal situation, information about safety cases and the rapid alert system, description of typical hazards caused by mechatronic systems, and a list of norms with a first introduction to the norms.

Performance Criteria:

The student must be able to show evidence of competencies for the following performance criteria (PC):

Performance Criterion	Evidence Check: The student can demonstrate
SAFEUR.U1.E1.PC1	The student knows about the legal situation.
SAFEUR.U1.E1.PC2	The student knows about cases showing a high business impact.
SAFEUR.U1.E1.PC3	The student knows about the issue of complex mechatronic products and safety.
SAFEUR.U1.E1.PC4	The student knows the most important norms and their main meaning, required for homologation of cars in case of functional safety.

Table 1 Performance Criteria for the Element SAFEUR.U1.E1

3.1.2 Unit SAFEUR.U1 - Element 2: Hazard and Risk Analysis and Safety Goals

Acronym: SAFEUR.U1.E2

Element Title: Hazard and Risk Analysis and Safety Goals

Element Note:

This element provides insight into how to analyse the risks and how to rate the risks and establish safety goals.

This element introduces aspects, such as

- What is a Hazard and Risk Analysis (HARA) at vehicle level?
- What is an ASIL and a Safety Goal?
- How will an ASIL impact the processes?
- How is a Functional Safety Concept derived?

This element helps management to rate the products and assign a risk level and understand the consequences.

Performance Criteria:

The student must be able to show evidence of competencies for the following performance criteria (PC):

Performance Criterion	Evidence Check: The student can demonstrate
SAFEUR.U1.E2.PC1	The student knows how a HARA is performed.
SAFEUR.U1.E2.PC2	The student understands how an ASIL (Automotive Safety Integrity Level) is determined.
SAFEUR.U1.E2.PC3	The student knows about the impact of an ASIL on the Processes.
SAFEUR.U1.E2.PC4	The student knows about how in general a Functional Safety Concept is derived.

Table 2 Performance Criteria for the Element SAFEUR.U1.E2

3.1.3 Unit SAFEUR.U1 - Element 3: Impact of Functional Safety on Product Design and Cost

Acronym: SAFEUR.U1.E3

Element Title: Impact of Functional Safety on Product Design and Cost

Element Note:

This element provides an overview of typical safety design patterns and how they impact the product design and cost.

Performance Criteria:

The student must be able to show evidence of competencies for the following performance criteria (PC):



Performance Criterion	Evidence Check: The student can demonstrate
SAFEUR.U1.E3.PC1	The student understands the design impact and cost drivers for functional safety in general.
SAFEUR.U1.E3.PC2	The student knows how typically the role of a safety manager is defined in companies.

Table 3 Performance Criteria for the Element SAFEUR.U1.E3

Remark:

All other units and elements are addressed in the other related job roles (see fig. 8):

- Functional Safety Project Manager
- Functional Safety Engineer



4 CONFIGURATION FOR FUNCTIONAL SAFETY RELATED JOB ROLES

In the DRIVES project the former Functional Safety Manager Skills Set has been split into 3 job roles

1. Functional Safety Manager Strategy Level
2. Functional Safety Project Manager
3. Functional Safety Engineer

The overall set of units and elements for safety management have also been assigned to levels according to the Blooms taxonomy (see Fig. 3).

In this document we selected the parts related to the **Functional Safety Manager Strategy Level**.

Elements of the training and skill set of the job role	Functional Safety Manager Strategy Level	Functional Safety Project Manager	Functional Safety Engineer
Unit 1 - Functional Safety Strategy			
U1.E1 Motivation and Introduction to Functional Safety	awareness		
U1.E2 Hazard and Risk Analysis and Safety Goals	awareness		
U1.E3 Impact of Functional Safety on Product Design and Cost	awareness		
Unit 2 - Management of Functional Safety			
U2.E1 Safety management on organisational level		expert	
U2.E2 Safety Case Definition		expert	
U2.E3 Overview of Required Engineering and V&V Methods		practitioner	expert
U2.E4 Safety management on project level		expert	
Unit 3 - Engineering aspects of Functional Safety			
U3.E1 Implementing System Hazard Analysis and Safety Concept		practitioner	expert
U3.E2 Integrating Safety in System Design & Test		awareness	expert
U3.E3 Integrating Safety in Hardware Design & Test		awareness	expert
U3.E4 Integrating Safety in Software Design & Test		awareness	expert
Unit 4 - Safety on Product Level			
U4.E1 Reliability in design on product and system level		practitioner	expert
U4.E2 Safety in the Production, Operation and Maintenance		expert	practitioner
Unit 5 - Legal Aspects and Qualification			
U5.E1 Legal aspects and Liabilities		expert	awareness
U5.E2 Regulatory & Qualification Requirements		expert	awareness

Figure 3 The Skills Set for all Functional Safety Related Job Roles

In DRIVES this adapted skills set has been developed and for the Functional Safety Manager Strategy Level a MOOC based training has been designed.

ANNEXES

The annex provides overview of used skills set, coverage of Qualification Schemas and Legal background for Certification



ANNEX A ECQA DESCRIPTION

ECQA – EUROPEAN CERTIFICATION AND QUALIFICATION ASSOCIATION

ECQA standards are used to describe the skills sets delivered within the DRIVES project (www.project-drives.eu). ECQA is the pilot Certification body, which structure is mapped to DRIVES Reference and Recognition Framework providing the EU-wide overview of training courses and possible certifications, and micro-credentials. DRIVES Reference and Recognition Framework provides links to ESCO[7], EQF[8], ECTS[9] and ECVET[10]. See more in deliverable DRIVES-D4.1.1 Reference and Recognition Framework – Analysis.pdf (www.project-drives.eu).

Europe Wide Certification

The ECQA is the result of a number of EU supported initiatives in the last ten years where in the European Union Life Long Learning Programme different educational developments decided to follow a joint process for the certification of persons in the industry.

Through the ECQA it becomes possible that you attend courses for a specific profession in e.g. Spain and perform a Europe wide agreed test at the end of the course.

Access to a Vast Pool of Knowledge

ECQA currently supports 27 professions in Europe and with the continuous support until 2012 by the European Commission the pool is growing to 30 certified professions in Europe. ECQA offers certification for professions like IT Security Manager, Innovation Manager, EU project manager, E-security Manager, E-Business Manager, E-Strategy Manager, SW Architect, SW Project Manager, IT Consultant for COTS selection, Internal Financial Control Assessor (COSO/COBIT based), Interpersonal Skills, Scope Manager (Estimation Processes), Configuration Manager, Safety Manager, and so forth.

The ECQA guide can be downloaded at www.ecqa.org -> Guidelines.

Defined procedures are applied for:

- Self assessment and learning
- http://www.ecqa.org/fileadmin/documents/Self_Assessment/eucert-users-self-assessment-learning-guide-v5-doc.pdf
- Exam performance
- http://www.ecqa.org/fileadmin/documents/ECQA_Exam_Guide_Participant_v2.pdf

ECQA SKILLS DEFINITION MODEL

The ECQA skills definition model, used for Job Role definition, is described in section 2 of this document.

ECQA SKILL SET STRATEGY

Imagine that in the future Europeans will have a skill set like a card with a chip which stores your skill profile to fulfil specific professions, job roles, and tasks. It's working like an ID card. This future scenario requires -

- A standard way to describe a skill set for a profession, job, or specific task.
- A standard procedure to assess the skill and to calculate and display skill profiles.

Such a common set of skill sets in Europe is needed due to the free mobility of workers. European countries such as UK, The Netherlands, and France already have well established open universities which support APL (Accreditation of Prior Learning). In APL the skills of students are assessed, already gained skills are recognised, and only for the skill gaps a learning plan is established. The skill assessment bases on defined skill units and a skill profile displaying how much of the skill units are covered.

In a previous project CREDIT (Accreditation of Skills via the Internet) [1] in which some of the project partners were involved such an Internet based skills assessment system has been built. Therefore another possible scenario of the future is that representative educational bodies per country in Europe maintain skill profiles in databases which can be accessed via defined ID codes for people.

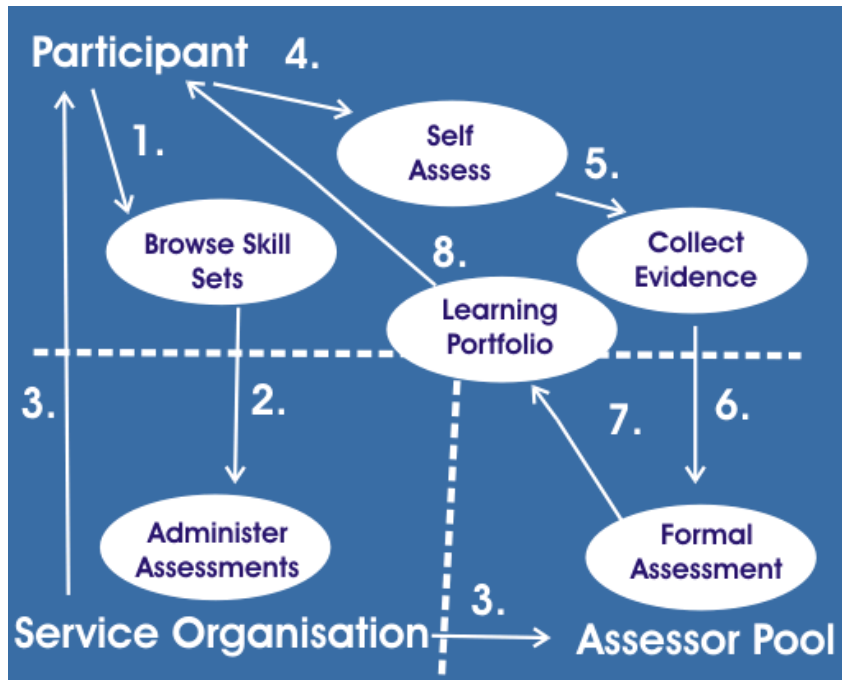
ECQA SKILLS ASSESSMENT MODEL

Step 1 – Browse a Skills Set: You select a set of skills or competencies, which are required by your profession or job using national standards or your company standards. You browse different skills cards and select a job role you would like to achieve.

Step 2 – Register for Self Assessment with a Service Unit : This can be a service unit inside your own company (e.g. a personnel development department) or a skills card and assessment provider outside your company which offers skills assessment services. In case of the Safety Manager Project the registration will automatically assign a predefined service unit.

Step 3 – Receive an Account for Self-Assessment and Evidence Collection : With the registration you automatically received an account to login to the working space in which you can go through the steps

of online self assessment and the collection of evidences to prove that you are capable of certain performance criteria.



Picture 1: Basic steps of the skills assessment model

Step 4 – Perform Self Assessment: You log into the system , browse through the skills required and self assess performance criteria, whole elements or whole units with a standard evaluation scale of non-applicable, not adequate, partially adequate, largely adequate, and fully adequate. A skills gaps profile can be generated and printed illustrating in which areas your self assessment shows improvement potentials.

Testing of Skills (Addition to Step 4) – The system provides a multiple-choice test for each performance criteria so that you can check your capabilities as realistically as possible.

Step 5 – Collect Evidences: Before you want to enter any formal assessment you need to prove your skills by evidences. Evidences can be any electronic files (sample documents, sample graphics, results of some analysis, etc.) or any references with details (e.g. a certificate received from a certain institution). Evidences you can then link to specific performance criteria or whole elements of skills units.

Testing of Skills (Addition to Step 5) – In traditional learning schemes people have always needed to go to a learning institution (university, accreditation body, professional body, etc.) to take exams and they received a certificate if they pass. This traditional approach however is insufficient when it comes to



measuring experience and (soft) skills learned on the job and fails to give recognition to skills gathered on the job. The APL (Accreditation of Prior Learning) approach, by contrast, collects so called evidences. Evidences can be certificates obtained in the traditional way, but also references from previous employers, materials from previous projects in which the person took ownership of results (e.g. a test plan) to prove their capability, as well as any kind of proof of competence gathered on the job. The assessors will then evaluate the evidences provided and not only rely on certificates and exams.

Step 6 – Receive Formal Assessment: Formal assessors are assigned by the service unit to the skills assessment. Once formal assessors log into the system they automatically see all assigned assessments. They select the corresponding one and can see the uploaded evidences. They then formally assess the evidences and assess the formal fulfilment of performance criteria, whole elements or whole units with a standard evaluation scale of non-applicable, not adequate, partially adequate, largely adequate, and fully adequate. In case of missing competencies they enter improvement recommendations, as well as learning options.

Step 7 – Receive Advise on Learning / Improvement Options: After the formal assessment the participants log into the system and can see the formal assessment results from the assessors, can print skills gaps profiles based on the assessor results, and can receive and print the improvement recommendations and learning options. If required, the generation of learning options can also be automated through the system (independent from assessor advises).

ECQA CERTIFICATE TYPES

In the standard test and examination procedures for levels of certificates are offered:

- Course Attendance Certificate
 - Received after course attendance
 - Modular per Element
- Course / Test Certificate
 - Test in a test system (European pool of test questions)
 - 67% satisfaction per element
- Summary Certificate
 - Overview of covered elements where the student passed the test, all elements shall be covered
 - Generation of certificate
- Professional Certificate



- Uploading applied experiences for review by assessors
- Rating by assessors
- Observation of 2 years

The certificates show credited elements in comparison to all required.



ANNEX B ECQA COVERAGE OF QUALIFICATION SCHEMAS

MAPPING BASED ON NVQ QUALIFICATION LEVELS

Qualification / training levels: Five levels of qualification / training are defined by European legislation and this structure can be used for comparability of vocational qualifications from the different European countries.

- Level 1: semi-skilled assistant performing simple work
- Level 2: basic employee performing complex routines and standard procedures
- Level 3: skilled professional with responsibility for others and performing independent implementation of procedures
- Level 4: middle management & specialist performing tactical and strategic thinking
- Level 5: professional / university level

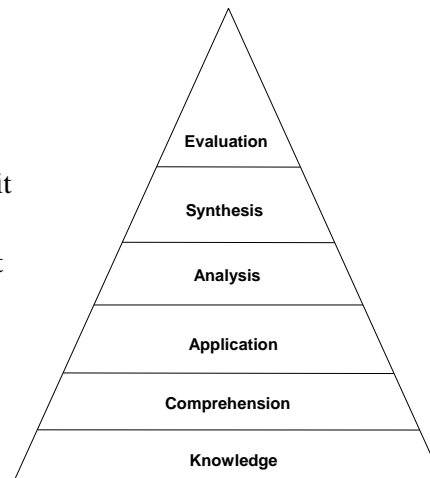
In most cases the same job role can be offered on different levels. e.g. IT Security Manager Basic Level (NVQ level 2), IT Security Manager Advanced level (NVQ Level 3), and IT Security Manager Expert Level (NVQ Levels 4 and 5).

MAPPING BASED ON EUROPEAN QUALIFICATION FRAMEWORK (EQF) LEARNING LEVELS

- **Six level taxonomy:**

Level 0: I never heard of it

1. Knowledge (I can define it):
2. Comprehension (I can explain how it works)
3. Application (I have limited experience using it in simple situations)
4. Analysis (I have extensive experience using it in complex situations)
5. Synthesis (I can adapt it to other uses)
6. Evaluation (I am recognized as an expert by my peers)



Picture 3: Blooms Learning levels

Level	Knowledge	Example
Level 1	Basic general knowledge	
Level 2	Basic factual knowledge of a field of work or study	
Level 3	Knowledge of facts, principles, processes and general concepts, in a field of work or study	Six Sigma Yellow Belt
Level 4	Factual and theoretical knowledge in broad contexts within a field of work or study	
Level 5	Comprehensive, specialised, factual and theoretical knowledge within a field of work or study and an awareness of the boundaries of that knowledge	
Level 6	Advanced knowledge of a field of work or study, involving a critical understanding of theories and principles	Six Sigma Green Belt
Level 7	<ul style="list-style-type: none"> • Highly specialised knowledge, some of which is at the forefront of knowledge in a field of work or study, as the basis for original thinking and/or research • Critical awareness of knowledge issues in a field and at the interface between different fields 	Six Sigma Black Belt

Level	Knowledge	Example
Level 8	Knowledge at the most advanced frontier of a field of work or study and at the interface between fields	Six Sigma Master Black Belt

Picture 4 : EQF Learning levels

MAPPING BASED ON ECTS AND ECVET SCHEMA

ECQA has established a procedure to map ECQA skills sets onto the ECTS (European Credit Transfer System) and the ECVET framework in the European Union.

A job role is assigned ECTS and ECVET points using a defined framework.

ECTS Mapping

Each element of the skills set is assigned hours of lecturing and exercises. These hours determine the ECTS points which are then agreed among a cluster on different universities in Europe.

Level	Knowledge	AQUA	ECTS	Safety Manager	ECTS
Level 1	Basic general knowledge	-		-	
Level 2	Basic factual knowledge of a field of work or study	-		-	
Level 3	Knowledge of facts, principles, processes and general concepts, in a field of work or study				
Level 4	Factual and theoretical knowledge in broad contexts within a field of work or study				
Level 5	Comprehensive, specialized, factual and theoretical knowledge within a field of work or study and an awareness of the boundaries of that knowledge				
Level 6	Advanced knowledge of a field of work or study, involving a critical understanding of theories and principles	AQUA - Automotive Quality Integrated Skills - presentations / theory	3	AQUA - Automotive Quality Integrated Skills - presentations / theory	3
Level 7	- Highly specialized knowledge, some of which is at the forefront of knowledge in a field of work or study, as the basis for original thinking and/or research - Critical awareness of knowledge issues in a field and at the interface between different fields	AQUA - Automotive Quality Integrated Skills - with exercises to apply on nan example (e.g. ESCL)	4	AQUA - Automotive Quality Integrated Skills - with exercises to apply on nan example (e.g. ESCL)	4
Level 8	Knowledge at the most advanced frontier of a field of work or study and at the interface between fields	AQUA - Automotive Quality Integrated Skills - implementation in a research at PhD level / with link to a real project	5	AQUA - Automotive Quality Integrated Skills - implementation in a research at PhD level / with link to a real project	5

Picture 5 : Example Automotive Quality Engineer and Safety Manager

The 2 job roles illustrated in the picture above have been assigned to ECTS and are taught using the same skills set at industry and also universities.



ECVET Mapping

Also ECQA provides a framework to assign ECVET points onto elements of the skills set. The ECQA guidance recommends to offer the ECQA course (which is offered as a lecture at university) as a short course (2 weeks with exercises) in industry to retrain for a job role in industry. The recommended size is 30 ECVET points in total. The lecturing time and exercise per element determine how many ECVET points are assigned to an element of the skills set.

Automotive Quality Engineer			
			ECVET L7&8
U1	4	U1.E1: Introduction	2
		U1.E2: Organisational Readiness	2
U2	32	U2.E1 Life Cycle	8
		U2.E2 Requirements	8
		U2.E3 Design	8
		U2.E4 Test and Integration	8
U3	12	U3.E1: Capability	2
		U3.E2: Hazard and Risk Management	8
		U3.E3 Assessment and Audit	2
U4	12	U4.E1: Measurement	6
		U4.E2: Reliability	6
ECVET Points Total			60

Picture 6 : ECVET Mapping example - Automotive Quality Engineer

Functional Safety Manager / Engineer			
			ECVET L7&8
U1	2	U1.E1 International Standards	1
		U1.E2 Product Life Cycle	1
		U1.E3 Terminology	
U2	4	Safety management on organisational	1
		Safety Case Definition	1
		Overview of Required Engineering an	1
		Establish and Maintain Safety Plannin	1
U3	16	System Hazard Analysis and Safety Co	4
		Integrating Safety in System Design &	4
		Integrating Safety in Hardware Design	4
		Integrating Safety in Software Design	4
U4	4	Integration of Reliability in Design to I	2
		Safety in the Production, Operation an	2
U5	4	Legal aspects and Liabilities	2
		Regulatory & Qualification Requireme	2
ECVET Points Total			30

Picture 7 : ECVET Mapping example – Functional Safety Manager / Engineer



ANNEX C ECQA LEGAL BACKGROUND FOR CERTIFICATION

ISO/IEC 17024 STANDARD FOR PERSONNEL CERTIFICATION PROGRAMMES

The ISO/IEC 17024 standard describes standard processes for the examination and certification of people. Some of the basic principles described include:

- Standard exam procedure
- Standard certification procedure
- Identification of persons receiving the certificate
- Independence of examiner and trainer
- Certification system that allows to log the exam to keep a record/proof that the examinee passed the exam
- Mapping of processes towards ISO 17024

ECQA AND ISO/IEC 17024 STANDARD

- ECQA defined standard exam processes
- ECQA defined standard certification processes
- ECQA developed an exam system that generates random exams and corrects exams.
- ECQA developed a certification database to identify persons and map them to exam results
- ECQA established a mapping onto the ISO 17024 norm and published that in form of a self declaration.

LIASION WITH NATIONAL UNIVERSITIES

ECQA established cooperation with national universities who teach job roles with ECTS. The same job roles are offered with ECVET on the market by training bodies.



ANNEX D REFERENCES

- [1] *CREDIT Project, Accreditation Model Definition, MM 1032 Project CREDIT*, Version 2.0, University of Amsterdam, 15.2.99
- [2] DTI - Department of Trade and Industry UK, **British Standards for Occupational Qualification, National Vocational Qualification Standards and Levels**
- [3] R. Messnarz, et. al, **Assessment Based Learning centers**, in : Proceedings of the EuroSPI 2006 Conference, Joensuu, Finland, Oct 2006, also published in Wiley SPIP Proceeding in June 2007
- [4] Richard Messnarz, Damjan Ekert, Michael Reiner, Gearoid O'Suilleabhain, **Human resources based improvement strategies - the learning factor (p 355-362)**, Volume 13 Issue 4 , Pages 297 - 382 (July/August 2008), Wiley SPIP Journal, 2008
- [5] European Certification and Qualification Association, **ECQA Guide**, Version 3, 2009, www.ecqa.org, Guidelines
- [6] Richard Messnarz, Damjan Ekert, Michael Reiner, **Europe wide Industry Certification Using Standard Procedures based on ISO 17024**, in: Proceedings of the TAE 2012 Conference, IEEE Computer Society Press, June 2012
- [7] The European Skills/Competences, qualifications and Occupations (ESCO), <https://ec.europa.eu/esco/portal/home>
- [8] The European Qualifications Framework (EQF), <https://www.cedefop.europa.eu/en/events-and-projects/projects/european-qualifications-framework-egf>
- [9] European Credit Transfer and Accumulation System (ECTS), https://ec.europa.eu/education/resources-and-tools/european-credit-transfer-and-accumulation-system-ects_en
- [10] The European Credit system for Vocational Education and Training (ECVET), https://ec.europa.eu/education/resources-and-tools/the-european-credit-system-for-vocational-education-and-training-ecvet_en