



## Automotive Cybersecurity Tester

---

### Job Role Skill Set



Co-funded by the  
Erasmus+ Programme  
of the European Union



## DOCUMENT TITLE

Report Title:	Automotive Cybersecurity Tester Job Role Skill Set			
Author(s):	Dr. Richard Messnarz			
Responsible Project Partner:	ISCN	Contributing Project Partners:	ISCN, TU-Graz	
Document data:	Status:	(draft/ <u>final</u> )	Dissemination level: Public	
Project title:	Development and Research on Innovative Vocational Educational Skills		GA No.: 2017-3295/001-001.	
WP title:	WP3 – Skills Framework		Project No.: 591988-EPP-1-2017-1-CZ-EPPKA2-SSA-B	
			Deliverable No:	D3.1
			Submission date:	30/04/2020
Keywords:	automotive sector, skill card, skill set, job roles, ECTS, ECVET			
Reviewed by:	Damjan Ekert (Formal Review)		Review date: 30/04/2020	
			Review date:	
Approved by:	Anke Blume Richard Messnarz		Approval date: 30/04/2020	

More information about DRIVES project and contact:

[www.project-drives.eu](http://www.project-drives.eu)

## TABLE OF CONTENTS

<b>Document Title.....</b>	<b>1</b>
<b>Table of Contents .....</b>	<b>2</b>
<b>1 INTRODUCTION.....</b>	<b>4</b>
1.1 Objective.....	4
1.2 Purpose of the Deliverable .....	4
1.3 Scope of the Deliverable .....	4
<b>2 ECQA Skills Definition Model .....</b>	<b>5</b>
<b>3 Skills Definition for the Job Role Automotive Cybersecurity Tester .....</b>	<b>7</b>
3.1 The Skills Hierarchy .....	7
3.2 The Skills Descriptions – Job Role Automotive Cybersecurity Tester.....	7
3.3 Unit CYBER.U4 Testing aspects of cybersecurity.....	9
3.1.1 Unit CYBER.U4 - Element 1: Cybersecurity verification at SW level.....	9
3.1.2 Unit CYBER.U4 - Element 2: Cybersecurity verification at HW level .....	10
3.1.3 Unit CYBER.U4 - Element 3: Cybersecurity verification at system level.....	11
<b>Annexes .....</b>	<b>13</b>
<b>Annex A ECQA Description .....</b>	<b>13</b>
ECQA – European Certification and Qualification Association.....	13
ECQA Skills Definition Model.....	14
ECQA Skill Set Strategy .....	14
ECQA Skills Assessment Model.....	14
ECQA Certificate Types.....	16
<b>Annex B ECQA Coverage of Qualification Schemas.....</b>	<b>18</b>
Mapping based on NVQ Qualification Levels .....	18
Mapping based on European Qualification Framework (EQF) Learning Levels .....	19
Mapping based on ECTS and ECVET Schema .....	20
ECTS Mapping.....	20



ECVET Mapping .....	21
<b>Annex C ECQA Legal Background For Certification .....</b>	<b>22</b>
ISO/IEC 17024 standard for personnel certification programmes.....	22
ECQA and ISO/IEC 17024 standard.....	22
LIASION with National Universities .....	22
<b>Annex D References.....</b>	<b>23</b>



# 1 INTRODUCTION

## 1.1 OBJECTIVE

The objective of this deliverable is to provide an introduction to described Job Role within the applied skills definition model.

## 1.2 PURPOSE OF THE DELIVERABLE

The purpose of this deliverable is to define skills definitions of the Automotive Cybersecurity Tester job role within the ECQA skills definition model.

## 1.3 SCOPE OF THE DELIVERABLE

The deliverable contains

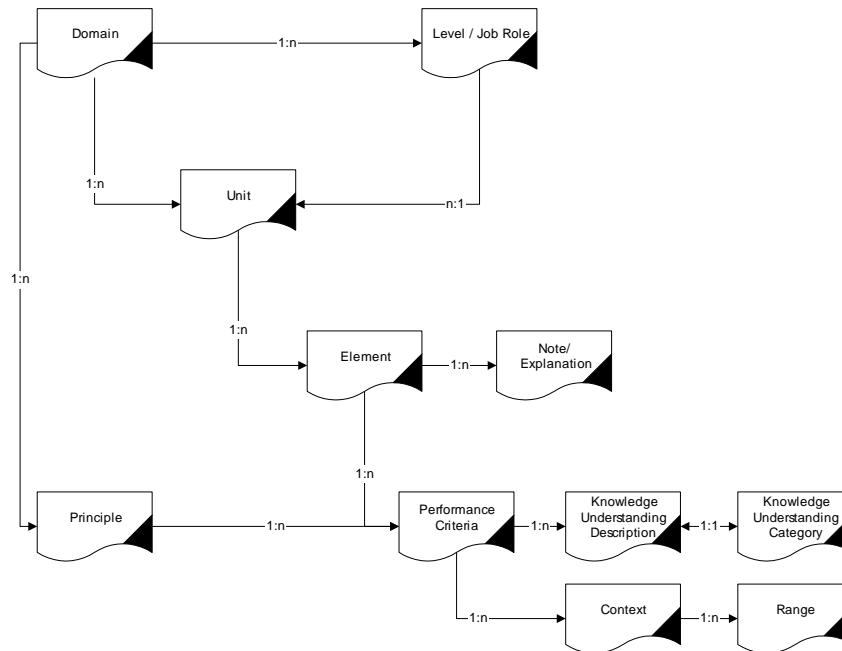
- Description of the content of the Job Role
- Description of used Skill Sets and skills definitions, coverage of Qualification Schemas

The deliverable does not cover:

- Course development, as this will be done after the skill definitions based on the defined skills which need to be covered by the course.

## 2 ECQA SKILLS DEFINITION MODEL

A skills definition contains the following items:



**Figure 1 The Skill Definition Model (1:n = one to many relationship)**

**Context:** A category of ranges; it represents some terminology used in a performance criterion that consists of different context, conditions or circumstances. A participant must be able to prove competence in all the different circumstances covered by the context.

**Domain:** An occupational category, e.g. childcare, first level management or software engineering.

**Element:** Description of one distinct aspect of the work performed by a worker, either a specific task that the worker has to do or a specific way of working. Each element consists of a number of performance criteria.

**Evidence:** Proof of competence.

**Knowledge and understanding category:** A category of knowledge and understanding descriptions.

**Knowledge and understanding description:** A description of certain knowledge and understanding. To be judged competent in a unit a participant must prove to have and to be able to apply all the knowledge and understanding attached to it.

**NVQ (UK based):** The National Vocational Qualification standard of England, Wales and N. Ireland.



**Performance criterion:** Description of the minimum level of performance a participant must demonstrate in order to be assessed as competent. A performance criterion may have relevant contexts.

**Principle:** A statement of good intentions; it underpins all competent domain practice.

**Range:** Description of a specific circumstance and condition of a performance criterion statement.

**Qualification:** The requirements for an individual to enter, or progress within a certain occupation.

**Job Role:** A certain profession that covers part of the domain knowledge. E.g. domain = Functional Safety, job role = Functional Safety Manager.

**Unit:** A list of certain activities that have to be carried out in the workplace. It is the top-level skill in the UK qualification standard hierarchy and each unit consists of a number of elements.

The rationales for developing the ECQA skills definition model is based on the skills definition proposed by the DTI (Department of Trade and Industry) in the UK for the NVQ (National Vocational Qualification) standards. These models have been re-used and slightly modified by other countries when they started employing skill cards [1], [2].

ECQA standards are used to describe the skills sets delivered within the DRIVES project ([www.project-drives.eu](http://www.project-drives.eu)). Further description and rationales are attached in annexes of this document. The ECQA structure was mapped in DRIVES project to DRIVES Reference and Recognition Framework with the links to ESCO[7], EQF[8], ECTS[9] and ECVET[10]. See more in deliverable DRIVES-D4.1.1 Reference and Recognition Framework – Analysis.pdf ([www.project-drives.eu](http://www.project-drives.eu)).

## 3 SKILLS DEFINITION FOR THE JOB ROLE AUTOMOTIVE CYBERSECURITY TESTER

### 3.1 THE SKILLS HIERARCHY

In the DRIVES project in cooperation with SOQRATES ([www.sogrates.de](http://www.sogrates.de)) the new job roles for cybersecurity have been defined.

1. Automotive Cybersecurity Manager
2. Automotive Cybersecurity Engineer
3. Automotive Cybersecurity Tester

The overall set of units and elements for cybersecurity have also been assigned to levels of skills (awareness, practitioner, expert level), see Fig. 2 below.

Units (U) and Elements (E) of the skill card	Cybersecurity Engineer	Cybersecurity Manager	Cybersecurity Tester
<b>Unit 1 Cybersecurity Management</b>			
U1.E1 Legal Aspects and Privacy		practitioner	
U1.E2 Organisational Structure		practitioner	
U1.E3 Cybersecurity Planning		practitioner	
<b>Unit 2 Cybersecurity Operation and Maintenance</b>			
U2.E1 Life Cycle Assessment		expert	
U2.E2 Cybersecurity processes and audits		expert	
U2.E3 Incident Response Management		expert	
U2.E4 Supply Chain Security		expert	
<b>Unit 3 Engineering aspects of cybersecurity</b>			
U3.E1 System Threat Analysis and Cybersecurity Goals	expert	awareness	
U3.E2 System Design and Vulnerability Analysis	expert	awareness	
U3.E3 Software Design and Vulnerability Analysis	expert	awareness	
U3.E4 Software Detailed Design and Cybersecurity	expert	awareness	
U3.E5 Cybersecure hardware and firmware design	expert	awareness	
<b>Unit 4 Testing aspects of cybersecurity</b>			
U4.E1 Cybersecurity verification at SW level		awareness	expert
U4.E2 Cybersecurity verification at HW level		awareness	expert
U4.E3 Cybersecurity verification at system level		awareness	expert

Figure 2 The Skills Set for ECQA Certified Cybersecurity Related Job Roles

In this document we describe the skills set for the Automotive Cybersecurity Tester.

### 3.2 THE SKILLS DESCRIPTIONS – JOB ROLE AUTOMOTIVE CYBERSECURITY TESTER

**Domain Acronym:** Engineering

**Domain title:** Cybersecurity in Automotive

**Domain Description:**





Design of modern vehicles requires to consider security related norms (SAE J3061, ISO 21434) and the implementation of security related design patterns. This includes e.g.

- Consideration of security risks early on and at key development stages (mostly those with design decisions)
- Identification and addressing of potential threats and attack targets
- Appropriate methods of attack surface reduction
- Layered cybersecurity defenses (defense-in-depth)
- Identification of trust boundaries
- Inclusion of security design reviews in development process
- Emphasizing secure connections
- Limiting of network interactions
- Testing of integrity and security
- SW-level vulnerability testing
- Validation of security systems at vehicle level

The DRIVES (EU Blueprint project for Automotive, 2018 – 2021) user analysis outlined that all car makers have a high demand in the training and certification of cybersecurity related skills of their engineering and testing staff. In the SOQRATES working group first a brain storming took place, then a structure of units and elements has been designed and since 2019 the working group elaborates and shares best practices per element of knowledge.

Three job roles have been considered in the analysis:

1. Automotive Cybersecurity Manager
2. Automotive Cybersecurity Engineer
3. Automotive Cybersecurity Tester

In this job role we focus on the units and elements which are assigned to the Automotive Cybersecurity Tester.

**Job Role Acronym:** CYBER

**Job Role Title:** Automotive Cybersecurity Tester

**Description:**

The Skill card comprises the following thematic learning units, and learning elements

1. Unit 3 - Engineering aspects of cybersecurity
  - a. U4.E1 Cybersecurity verification at SW level (expert)
  - b. U4.E2 Cybersecurity verification at HW level (expert)
  - c. U4.E3 Cybersecurity verification at system level (expert)

### 3.3 UNIT CYBER.U4 TESTING ASPECTS OF CYBERSECURITY

**Acronym:** CYBER.U4

**Title:** Testing aspects of cybersecurity

**Description:**

The Unit addresses the different test levels and test methods to be applied in cybersecurity development.

#### 3.1.1 Unit CYBER.U4 - Element 1: Cybersecurity verification at SW level

**Acronym:** CYBER.U4.E1

**Element Title:** Cybersecurity verification at SW level

**Element Note:**

This element includes aspects of what is required in SW testing to cover the cybersecure relevant SW requirements.

**Performance Criteria:**

The student must be able to show evidence of competencies for the following performance criteria (PC):

Performance Criterion	Evidence Check: The student can demonstrate
<b>CYBER.U4.E1.PC1</b>	General: The student knows about the test methods proposed by the norms SAE J3061, ISO 21434 and the OWASP project.
<b>CYBER.U4.E1.PC2</b>	SW unit test related: The student knows about the MISRA 2012 check using the extension for cybersecurity.
<b>CYBER.U4.E1.PC3</b>	SW unit test related: The student knows about cybersecure relevant criteria to be applied informal code reviews (using the available libraries like OWASP).
<b>CYBER.U4.E1.PC4</b>	SW integration test related: The student knows the cybersecure critical software data and develops test cases to attack the data and assure that the preventive mechanisms are working.
<b>CYBER.U4.E1.PC5</b>	SW integration test related: The student knows about the configuration of a secure comm stack and checks the correct configuration.
<b>CYBER.U4.E1.PC6</b>	SW integration test related: The student knows the criticality of the communication between the main controller OS and the firmware

Performance Criterion	Evidence Check: The student can demonstrate
	in the HSM and extra test cases to assure that communication are applied.
<b>CYBER.U4.E1.PC7</b>	SW function test related: The student knows the cybersecure critical software functions and develops test cases to attack the software function (e.g. calling it with an unauthorised session ID) and assure that the preventive mechanisms are working.
<b>CYBER.U4.E1.PC8</b>	SW function test related: The student knows how to test all diagnostic services requested by the cybersecurity protocols and that all of them are tested.
<b>CYBER.U4.E1.PC9</b>	SW penetration test related (integration and functional test in SW): The student knows the concept of penetration testing and how to involve such external penetration testing (hacker) teams.
<b>CYBER.U4.E1.PC10</b>	Traceability: The student knows how to link cybersecurity critical SW requirements to test cases and test results.

**Table 1 Performance Criteria for the Element CYBER.U4.E1**

### 3.1.2 Unit CYBER.U4 - Element 2: Cybersecurity verification at HW level

**Acronym:** CYBER.U4.E2

**Element Title:** Cybersecurity verification at HW level

**Element Note:**

This element includes aspects of what is required in HW testing to cover the cybersecure relevant HW requirements.

**Performance Criteria:**

The student must be able to show evidence of competencies for the following performance criteria (PC):

Performance Criterion	Evidence Check: The student can demonstrate
<b>CYBER.U4.E2.PC1</b>	The student knows about automotive certified HSM architectures and can verify that the HSM hardware module is qualified for the Automotive project.

Performance Criterion	Evidence Check: The student can demonstrate
<b>CYBER.U4.E2.PC2</b>	The student knows that OEMs provide SSL/SSA libraries which need to be integrated with the HSM software and that OEM/customer specific test environments/tools need to be used.
<b>CYBER.U4.E2.PC3</b>	The student knows that HW security modules have a specification sheet with services that need to be activated and that the activation of these services needs to be reviewed.
<b>CYBER.U4.E2.PC4</b>	The student knows that the exploit options of the selected HSM module need to have a protection by the HSM supplier and thus will have review meetings with the supplier (or request data) about the hardware tests done at the HSM supplier site.

Table 2 Performance Criteria for the Element CYBER.U4.E2

### 3.1.3 Unit CYBER.U4 - Element 3: Cybersecurity verification at system level

**Acronym:** CYBER.U4.E1

**Element Title:** Cybersecurity verification at SW level

**Element Note:**

This element includes aspects of what is required in SW testing to cover the cybersecure relevant SW requirements.

**Performance Criteria:**

The student must be able to show evidence of competencies for the following performance criteria (PC):

Performance Criterion	Evidence Check: The student can demonstrate
<b>CYBER.U4.E3.PC1</b>	General: The student knows about the test methods proposed by the norms SAE J3061, ISO 21434 and the OWASP project which can be applied at system / vehicle level
<b>CYBER.U4.E3.PC2</b>	System integration: The student knows what security services at vehicle level in the production at EOL or at vehicle set up when integrating the vehicle.
<b>CYBER.U4.E3.PC3</b>	System test: The student knows what security services at vehicle level in the operation need to be tested and what security data need to reported/observed to assure secure fleet operation.



Performance Criterion	Evidence Check: The student can demonstrate
<b>CYBER.U4.E3.PC4</b>	System test: The student knows what security services at vehicle level in the vehicle testing (or test bench testing) need to be tested.
<b>CYBER.U4.E3.PC5</b>	Penetration testing: The student knows how to interact with external penetration testing teams to assure early detection of weaknesses and issue problem reports before incidents appear.

Table 3 Performance Criteria for the Element CYBER.U4.E1



## ANNEXES

The annex provides overview of used skills set, coverage of Qualification Schemas and Legal background for Certification

## ANNEX A ECQA DESCRIPTION

### ECQA – EUROPEAN CERTIFICATION AND QUALIFICATION ASSOCIATION

ECQA standards are used to describe the skills sets delivered within the DRIVES project ([www.project-drives.eu](http://www.project-drives.eu)). ECQA is the pilot Certification body, which structure is mapped to DRIVES Reference and Recognition Framework providing the EU-wide overview of training courses and possible certifications, and micro-credentials. DRIVES Reference and Recognition Framework provides links to ESCO[7], EQF[8], ECTS[9] and ECVET[10]. See more in deliverable DRIVES-D4.1.1 Reference and Recognition Framework – Analysis.pdf ([www.project-drives.eu](http://www.project-drives.eu)).

#### Europe Wide Certification

The ECQA is the result of a number of EU supported initiatives in the last ten years where in the European Union Life Long Learning Programme different educational developments decided to follow a joint process for the certification of persons in the industry.

Through the ECQA it becomes possible that you attend courses for a specific profession in e.g. Spain and perform a Europe wide agreed test at the end of the course.

#### Access to a Vast Pool of Knowledge

ECQA currently supports 27 professions in Europe and with the continuous support until 2012 by the European Commission the pool is growing to 30 certified professions in Europe. ECQA offers certification for professions like IT Security Manager, Innovation Manager, EU project manager, E-security Manager, E-Business Manager, E-Strategy Manager, SW Architect, SW Project Manager, IT Consultant for COTS selection, Internal Financial Control Assessor (COSO/COBIT based), Interpersonal Skills, Scope Manager (Estimation Processes), Configuration Manager, Safety Manager, and so forth.

The ECQA guide can be downloaded at [www.ecqa.org](http://www.ecqa.org) -> Guidelines.

Defined procedures are applied for:

- Self assessment and learning



- [http://www.ecqa.org/fileadmin/documents/Self\\_Assessment/eucert-users-self-assessment-learning-guide-v5-doc.pdf](http://www.ecqa.org/fileadmin/documents/Self_Assessment/eucert-users-self-assessment-learning-guide-v5-doc.pdf)
- Exam performance
- [http://www.ecqa.org/fileadmin/documents/ECQA\\_Exam\\_Guide\\_Participant\\_v2.pdf](http://www.ecqa.org/fileadmin/documents/ECQA_Exam_Guide_Participant_v2.pdf)

## ECQA SKILLS DEFINITION MODEL

The ECQA skills definition model, used for Job Role definition, is described in section 2 of this document.

## ECQA SKILL SET STRATEGY

Imagine that in the future Europeans will have a skill set like a card with a chip which stores your skill profile to fulfil specific professions, job roles, and tasks. It's working like an ID card. This future scenario requires -

- A standard way to describe a skill set for a profession, job, or specific task.
- A standard procedure to assess the skill and to calculate and display skill profiles.

Such a common set of skill sets in Europe is needed due to the free mobility of workers. European countries such as UK, The Netherlands, and France already have well established open universities which support APL (Accreditation of Prior Learning). In APL the skills of students are assessed, already gained skills are recognised, and only for the skill gaps a learning plan is established. The skill assessment bases on defined skill units and a skill profile displaying how much of the skill units are covered.

In a previous project CREDIT (Accreditation of Skills via the Internet) [1] in which some of the project partners were involved such an Internet based skills assessment system has been built. Therefore another possible scenario of the future is that representative educational bodies per country in Europe maintain skill profiles in databases which can be accessed via defined ID codes for people.

## ECQA SKILLS ASSESSMENT MODEL

**Step 1** – Browse a Skills Set: You select a set of skills or competencies, which are required by your profession or job using national standards or your company standards. You browse different skills cards and select a job role you would like to achieve.

**Step 2** – Register for Self Assessment with a Service Unit : This can be a service unit inside your own company (e.g. a personnel development department) or a skills card and assessment provider outside

your company which offers skills assessment services. In case of the Safety Manager Project the registration will automatically assign a predefined service unit.

**Step 3 – Receive an Account for Self-Assessment and Evidence Collection :** With the registration you automatically received an account to login to the working space in which you can go through the steps of online self assessment and the collection of evidences to prove that you are capable of certain performance criteria.

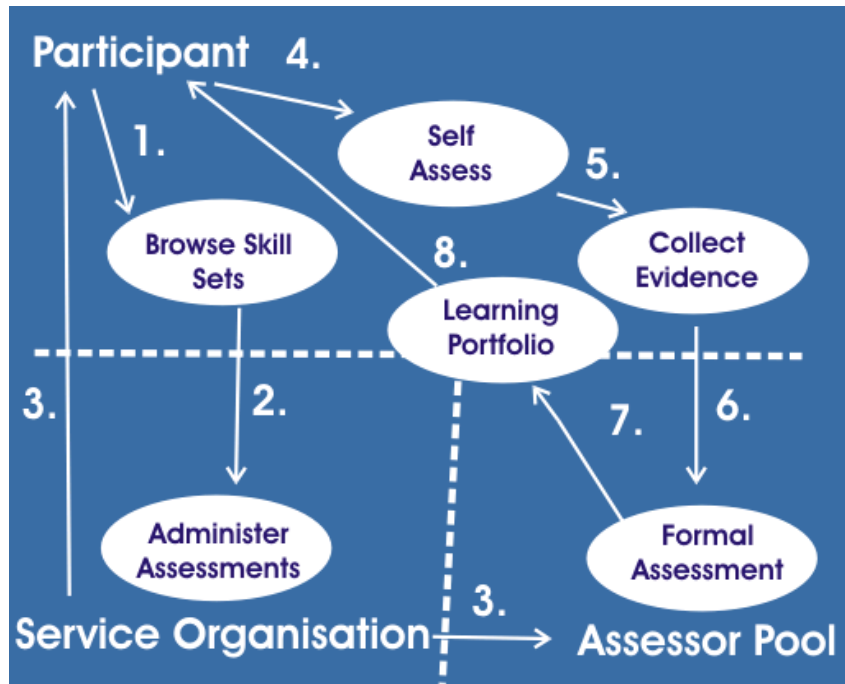


Figure 3 Basic steps of the skills assessment model

**Step 4 – Perform Self Assessment:** You log into the system , browse through the skills required and self assess performance criteria, whole elements or whole units with a standard evaluation scale of non-applicable, not adequate, partially adequate, largely adequate, and fully adequate. A skills gaps profile can be generated and printed illustrating in which areas your self assessment shows improvement potentials.

Testing of Skills (Addition to Step 4) – The system provides a multiple-choice test for each performance criteria so that you can check your capabilities as realistically as possible.

**Step 5 – Collect Evidences:** Before you want to enter any formal assessment you need to prove your skills by evidences. Evidences can be any electronic files (sample documents, sample graphics, results of some analysis, etc.) or any references with details (e.g. a certificate received from a certain institution). Evidences you can then link to specific performance criteria or whole elements of skills units.





Testing of Skills (Addition to Step 5) – In traditional learning schemes people have always needed to go to a learning institution (university, accreditation body, professional body, etc.) to take exams and they received a certificate if they pass. This traditional approach however is insufficient when it comes to measuring experience and (soft) skills learned on the job and fails to give recognition to skills gathered on the job. The APL (Accreditation of Prior Learning) approach, by contrast, collects so called evidences. Evidences can be certificates obtained in the traditional way, but also references from previous employers, materials from previous projects in which the person took ownership of results (e.g. a test plan) to prove their capability, as well as any kind of proof of competence gathered on the job. The assessors will then evaluate the evidences provided and not only rely on certificates and exams.

**Step 6 – Receive Formal Assessment:** Formal assessors are assigned by the service unit to the skills assessment. Once formal assessors log into the system they automatically see all assigned assessments. They select the corresponding one and can see the uploaded evidences. They then formally assess the evidences and assess the formal fulfilment of performance criteria, whole elements or whole units with a standard evaluation scale of non-applicable, not adequate, partially adequate, largely adequate, and fully adequate. In case of missing competencies they enter improvement recommendations, as well as learning options.

**Step 7 – Receive Advise on Learning / Improvement Options:** After the formal assessment the participants log into the system and can see the formal assessment results from the assessors, can print skills gaps profiles based on the assessor results, and can receive and print the improvement recommendations and learning options. If required, the generation of learning options can also be automated through the system (independent from assessor advises).

## ECQA CERTIFICATE TYPES

In the standard test and examination procedures for levels of certificates are offered:

- Course Attendance Certificate
  - Received after course attendance
  - Modular per Element
- Course / Test Certificate
  - Test in a test system (European pool of test questions)
  - 67% satisfaction per element
- Summary Certificate



- Overview of covered elements where the student passed the test, all elements shall be covered
- Generation of certificate
- Professional Certificate
  - Uploading applied experiences for review by assessors
  - Rating by assessors
  - Observation of 2 years

The certificates show credited elements in comparison to all required.



## ANNEX B ECQA COVERAGE OF QUALIFICATION SCHEMAS

### MAPPING BASED ON NVQ QUALIFICATION LEVELS

**Qualification / training levels:** Five levels of qualification / training are defined by European legislation and this structure can be used for comparability of vocational qualifications from the different European countries.

- Level 1: semi-skilled assistant performing simple work
- Level 2: basic employee performing complex routines and standard procedures
- Level 3: skilled professional with responsibility for others and performing independent implementation of procedures
- Level 4: middle management & specialist performing tactical and strategic thinking
- Level 5: professional / university level

In most cases the same job role can be offered on different levels. e.g. IT Security Manager Basic Level (NVQ level 2), IT Security Manager Advanced level (NVQ Level 3), and IT Security Manager Expert Level (NVQ Levels 4 and 5).

## MAPPING BASED ON EUROPEAN QUALIFICATION FRAMEWORK (EQF) LEARNING LEVELS

- **Six level taxonomy:**

Level 0: I never heard of it

1. Knowledge (I can define it):
2. Comprehension (I can explain how it works)
3. Application (I have limited experience using it in simple situations)
4. Analysis (I have extensive experience using it in complex situations)
5. Synthesis (I can adapt it to other uses)
6. Evaluation (I am recognized as an expert by my peers)

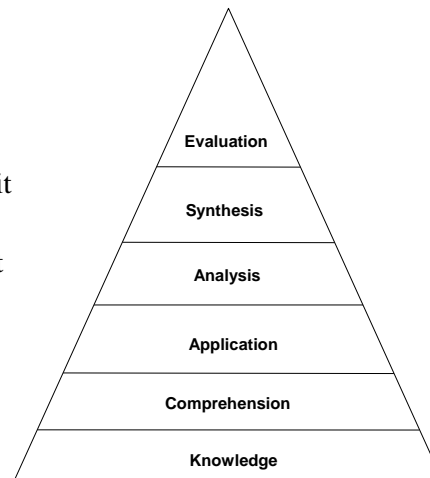


Figure 4 BLOOMS Learning Levels

Level	Knowledge	Example
Level 1	Basic general knowledge	
Level 2	Basic factual knowledge of a field of work or study	
Level 3	Knowledge of facts, principles, processes and general concepts, in a field of work or study	Six Sigma Yellow Belt
Level 4	Factual and theoretical knowledge in broad contexts within a field of work or study	
Level 5	Comprehensive, specialised, factual and theoretical knowledge within a field of work or study and an awareness of the boundaries of that knowledge	
Level 6	Advanced knowledge of a field of work or study, involving a critical understanding of theories and principles	Six Sigma Green Belt
Level 7	<ul style="list-style-type: none"> <li>• Highly specialised knowledge, some of which is at the forefront of knowledge in a field of work or study, as the basis for original thinking and/or research</li> <li>• Critical awareness of knowledge issues in a field and at the interface between different fields</li> </ul>	Six Sigma Black Belt

Level	Knowledge	Example
Level 8	Knowledge at the most advanced frontier of a field of work or study and at the interface between fields	Six Sigma Master Black Belt

Figure 5 EQF Learning Levels

## MAPPING BASED ON ECTS AND ECVET SCHEMA

ECQA has established a procedure to map ECQA skills sets onto the ECTS (European Credit Transfer System) and the ECVET framework in the European Union.

A job role is assigned ECTS and ECVET points using a defined framework.

### ECTS Mapping

Each element of the skills set is assigned hours of lecturing and exercises. These hours determine the ECTS points which are then agreed among a cluster on different universities in Europe.

Level	Knowledge	AQUA	ECTS	Safety Manager	ECTS
Level 1	Basic general knowledge	-		-	
Level 2	Basic factual knowledge of a field of work or study	-		-	
Level 3	Knowledge of facts, principles, processes and general concepts, in a field of work or study				
Level 4	Factual and theoretical knowledge in broad contexts within a field of work or study				
Level 5	Comprehensive, specialized, factual and theoretical knowledge within a field of work or study and an awareness of the boundaries of that knowledge				
Level 6	Advanced knowledge of a field of work or study, involving a critical understanding of theories and principles	AQUA - Automotive Quality Integrated Skills - presentations / theory	3	AQUA - Automotive Quality Integrated Skills - presentations / theory	3
Level 7	- Highly specialized knowledge, some of which is at the forefront of knowledge in a field of work or study, as the basis for original thinking and/or research - Critical awareness of knowledge issues in a field and at the interface between different fields	AQUA - Automotive Quality Integrated Skills - with exercises to apply on nan example (e.g. ESCL)	4	AQUA - Automotive Quality Integrated Skills - with exercises to apply on nan example (e.g. ESCL)	4
Level 8	Knowledge at the most advanced frontier of a field of work or study and at the interface between fields	AQUA - Automotive Quality Integrated Skills - implementation in a research at PhD level / with link to a real project	5	AQUA - Automotive Quality Integrated Skills - implementation in a research at PhD level / with link to a real project	5

Figure 6 EQF Example Automotive Quality Engineer and Safety Manager

The 2 job roles illustrated in the picture above have been assigned to ECTS and are taught using the same skills set at industry and also universities.

## ECVET Mapping

Also ECQA provides a framework to assign ECVET points onto elements of the skills set. The ECQA guidance recommends to offer the ECQA course (which is offered as a lecture at university) as a short course (2 weeks with exercises) in industry to retrain for a job role in industry. The recommended size is 30 ECVET points in total. The lecturing time and exercise per element determine how many ECVET points are assigned to an element of the skills set.

Automotive Quality Engineer			
			ECVET L7&8
U1	4	U1.E1: Introduction	2
		U1.E2: Organisational Readiness	2
U2	32	U2.E1 Life Cycle	8
		U2.E2 Requirements	8
		U2.E3 Design	8
		U2.E4 Test and Integration	8
U3	12	U3.E1: Capability	2
		U3.E2: Hazard and Risk Management	8
		U3.E3 Assessment and Audit	2
U4	12	U4.E1: Measurement	6
		U4.E2: Reliability	6
ECVET Points Total			60

Figure 7 ECVET Mapping example - Automotive Quality Engineer

Functional Safety Manager / Engineer			
			ECVET L7&8
U1	2	U1.E1 International Standards	1
		U1.E2 Product Life Cycle	1
		U1.E3 Terminology	
U2	4	Safety management on organisational	1
		Safety Case Definition	1
		Overview of Required Engineering an	1
		Establish and Maintain Safety Plannin	1
U3	16	System Hazard Analysis and Safety Co	4
		Integrating Safety in System Design &	4
		Integrating Safety in Hardware Design	4
		Integrating Safety in Software Design	4
U4	4	Integration of Reliability in Design to I	2
		Safety in the Production, Operation an	2
U5	4	Legal aspects and Liabilities	2
		Regulatory & Qualification Requireme	2
ECVET Points Total			30

Figure 8 ECVET Mapping example – Functional Safety Manager / Engineer



## ANNEX C ECQA LEGAL BACKGROUND FOR CERTIFICATION

### ISO/IEC 17024 STANDARD FOR PERSONNEL CERTIFICATION PROGRAMMES

The ISO/IEC 17024 standard describes standard processes for the examination and certification of people. Some of the basic principles described include:

- Standard exam procedure
- Standard certification procedure
- Identification of persons receiving the certificate
- Independence of examiner and trainer
- Certification system that allows to log the exam to keep a record/proof that the examinee passed the exam
- Mapping of processes towards ISO 17024

### ECQA AND ISO/IEC 17024 STANDARD

- ECQA defined standard exam processes
- ECQA defined standard certification processes
- ECQA developed an exam system that generates random exams and corrects exams.
- ECQA developed a certification database to identify persons and map them to exam results
- ECQA established a mapping onto the ISO 17024 norm and published that in form of a self declaration.

### LIASION WITH NATIONAL UNIVERSITIES

ECQA established cooperation with national universities who teach job roles with ECTS. The same job roles are offered with ECVET on the market by training bodies.



## ANNEX D REFERENCES

- [1] *CREDIT Project, Accreditation Model Definition, MM 1032 Project CREDIT*, Version 2.0, University of Amsterdam, 15.2.99
- [2] DTI - Department of Trade and Industry UK, **British Standards for Occupational Qualification, National Vocational Qualification Standards and Levels**
- [3] R. Messnarz, et. al, **Assessment Based Learning centers**, in : Proceedings of the EuroSPI 2006 Conference, Joensuu, Finland, Oct 2006, also published in Wiley SPIP Proceeding in June 2007
- [4] Richard Messnarz, Damjan Ekert, Michael Reiner, Gearoid O'Suilleabhain, **Human resources based improvement strategies - the learning factor (p 355-362)**, Volume 13 Issue 4 , Pages 297 - 382 (July/August 2008), Wiley SPIP Journal, 2008
- [5] European Certification and Qualification Association, **ECQA Guide**, Version 3, 2009, [www.ecqa.org](http://www.ecqa.org), Guidelines
- [6] Richard Messnarz, Damjan Ekert, Michael Reiner, **Europe wide Industry Certification Using Standard Procedures based on ISO 17024**, in: Proceedings of the TAAE 2012 Conference, IEEE Computer Society Press, June 2012
- [7] The European Skills/Competences, qualifications and Occupations (ESCO), <https://ec.europa.eu/esco/portal/home>
- [8] The European Qualifications Framework (EQF), <https://www.cedefop.europa.eu/en/events-and-projects/projects/european-qualifications-framework-efq>
- [9] European Credit Transfer and Accumulation System (ECTS), [https://ec.europa.eu/education/resources-and-tools/european-credit-transfer-and-accumulation-system-ects\\_en](https://ec.europa.eu/education/resources-and-tools/european-credit-transfer-and-accumulation-system-ects_en)
- [10] The European Credit system for Vocational Education and Training (ECVET), [https://ec.europa.eu/education/resources-and-tools/the-european-credit-system-for-vocational-education-and-training-ecvet\\_en](https://ec.europa.eu/education/resources-and-tools/the-european-credit-system-for-vocational-education-and-training-ecvet_en)
- [11] Messnarz R., Georg Macher, Florian Stahl, Stefan Wachter, Damjan Ekert, Jakub Stolfa, and Svatopluk Stolfa (2020) **Automotive Cybersecurity Engineering Job Roles and Best Practices – Developed for the EU Blueprint Project DRIVES**. In: Yilmaz M., Niemann J., Clarke P., Messnarz R. (eds) Systems, Software and Services Process Improvement. **EuroSPI 2020. Communications in Computer and Information Science, vol 1251. Springer, Cham.** [https://doi.org/10.1007/978-3-030-56441-4\\_37](https://doi.org/10.1007/978-3-030-56441-4_37)